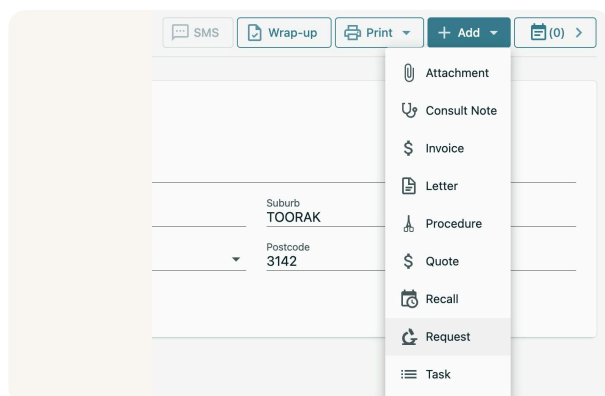


# Radiology eRequests in Gentu

Requested on	Tests	Status	Laboratory
24/01/2025 3 hours	X-ray of abdomen	Pending	South Coast Radiology
24/01/2025 6 hours	Screening chest X-ray	With Lab	Castlereagh Radiology
23/01/2025 1 day	Carpal tunnel X-ray	With Lab	Castlereagh Imaging
23/01/2025 1 day	Dental X-ray bitewing	With Lab	Illawarra Imaging Group
23/01/2025 1 day	Screening chest X-ray	With Lab	Illawarra Radiology Group
22/01/2025 2 days	Plain X-ray of upper limb	Completed	Radiology Victoria
21/01/2025 3 days	Femoral neck X-ray	Completed	Epworth Medical Imaging
21/01/2025 3 days	Ilium X-ray	With Lab	Queensland X-Ray
20/01/2025 4 days	Atlantoaxial X-ray	With Lab	Radiology Victoria
19/01/2025 5 days	Plain X-ray of upper limb	With Lab	Illawarra Radiology Group

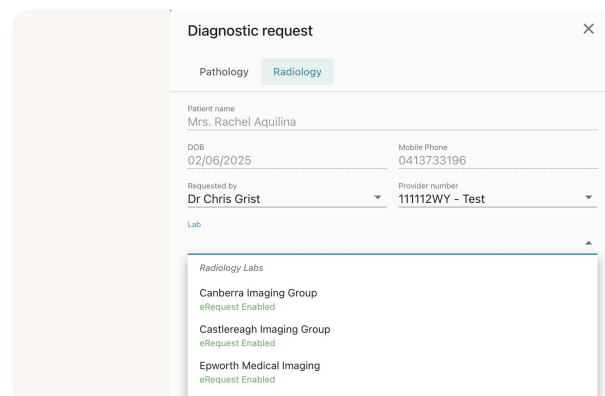
eRequests allows you to easily send and monitor radiology requests — giving you greater visibility over the status of your patient's results and ensuring all information is instantly sent to the radiology provider.

## Sending & Tracking eRequests



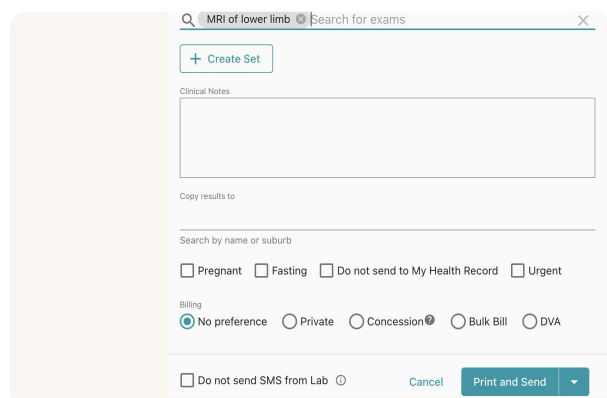
The screenshot shows the top navigation bar with buttons for SMS, Wrap-up, Print, Add, and a list icon. The 'Add' button is highlighted, and a dropdown menu is open, showing options: Attachment, Consult Note, Invoice, Letter, Procedure, Quote, Recall, Request, and Task. The 'Request' option is selected.

**1. Add a Request:** Click Add > Request from a patient's appointment or the patient Detail window.



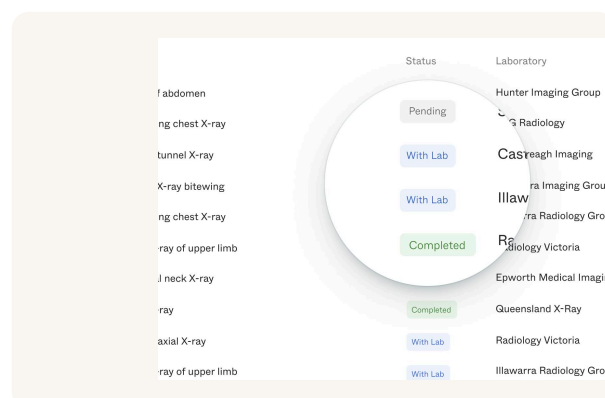
The screenshot shows the 'Diagnostic request' form. It includes fields for Patient name (Mrs. Rachel Aquilina), DOB (02/06/2025), Mobile Phone (0413733196), Requested by (Dr Chris Grist), and Provider number (11112WY - Test). Below these fields is a dropdown menu for 'Lab' with a list of radiology labs: Canberra Imaging Group, Castlereagh Imaging Group, Epworth Medical Imaging, and Illawarra Radiology Group. The 'Castlereagh Imaging Group' is selected.

**2. Choose Lab:** Pick the lab from the dropdown. You can set a default if you prefer.



The screenshot shows the 'Send Request' form. It includes a search bar with 'MRI of lower limb' entered. Below the search bar is a 'Create Set' button. The form has sections for Clinical Notes, Copy results to, Search by name or suburb, and Billing. The 'Billing' section has radio buttons for No preference (selected), Private, Concession, Bulk Bill, and DVA. At the bottom, there are checkboxes for 'Do not send SMS from Lab' and 'Do not send to My Health Record', and buttons for 'Cancel' and 'Print and Send'.

**3. Send Request:** Complete the form, then click Print and Send.



Requested on	Tests	Status	Laboratory
24/01/2025 3 hours	X-ray of abdomen	Pending	Hunter Imaging Group
24/01/2025 6 hours	Screening chest X-ray	With Lab	Castlereagh Radiology
23/01/2025 1 day	Carpal tunnel X-ray	With Lab	Castlereagh Imaging
23/01/2025 1 day	Dental X-ray bitewing	With Lab	Illawarra Imaging Group
23/01/2025 1 day	Screening chest X-ray	With Lab	Illawarra Radiology Group
22/01/2025 2 days	Plain X-ray of upper limb	Completed	Radiology Victoria
21/01/2025 3 days	Femoral neck X-ray	Completed	Epworth Medical Imaging
21/01/2025 3 days	Ilium X-ray	With Lab	Queensland X-Ray
20/01/2025 4 days	Atlantoaxial X-ray	With Lab	Radiology Victoria
19/01/2025 5 days	Plain X-ray of upper limb	With Lab	Illawarra Radiology Group

**4. Track Results:** View requests in Results / Letters > Diagnostic Requests or the patient's Clinical tab.